

LP364 Series

Loop Power Sensor, Acceleration, 4-20 mA Output, with C° Temperature Output, Side Exit



PROTECTION & RELIABILITY INSTRUMENTS



Product Features

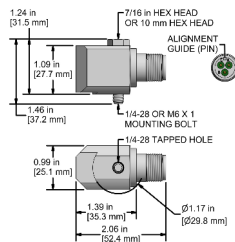
Acceleration Output for Higher Frequency Applications

- ▶ Peak and RMS Outputs Available
- ▶ Vibrational Alarms for Process Control
- ▶ Outputs to PLC, DCS, SCADA

LP364-XXX-1E

3 Pin Connector

Connector Pin	Polarity
A	(+) Signal
B	(-) Power-Negative
C	(+) Common/Power

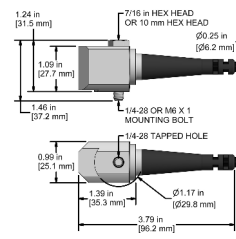


Built To Order

LP364-XXX-2E

Integral Cable

Conductor	Polarity
Red	(+) Signal
Black	(-) Power-Negative
White	(+) Common/Power
Shield	Cable Drain Wire

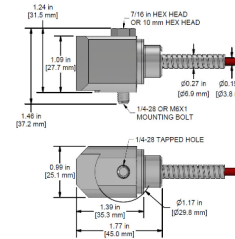


Built To Order

LP364-XXX-3E

Armored Integral Cable

Conductor	Polarity
Red	(+) Signal
Black	(-) Power-Negative
White	(+) Common/Power
Shield	Cable Drain Wire



Built To Order

Specifications	Standard	Metric	Specifications	Standard	Metric
Part Number	LP364		Physical		
Temperature Output	10 mV/°C		Sensing Element	PZT Ceramic	
	within the range -40°C to 85°C		Sensing Structure	Shear Mode	
Tolerance: 4 mA	(± 5%)		Weight	4.9 oz	140 grams
Tolerance: 20 mA	(± 10%)		Case Material	316L Stainless Steel	
Tolerance: Temperature	(± 5°C)		Mounting	1/4-28	
Electrical			Connector (Non-Integral)	3 Pin MIL-C-5015	
Settling Time	<30 Seconds		Mounting Torque	2 to 5 ft. lbs.	2,7 to 6,8 Nm
Voltage Source (IEPE)	15-30 VDC		Mounting Hardware	1/4-28 Captive Bolt	M6x1 Captive Bolt
Case Isolation	>10 ⁹ ohm		Calibration Certificate	Current Output @ 100 Hz	
Environmental					
Temperature Range	-40 to 185°F	-40 to 85°C			
Electromagnetic Sensitivity	CE				
Sealing	Welded, Hermetic				
Submersible Depth	200 ft.	60 m			

Ordering Information

<input type="checkbox"/>	/LP364 -	<input type="checkbox"/>	<input type="checkbox"/>	-	<input type="checkbox"/>	<input type="checkbox"/>
Stud Type	Measurement Range	Range Type	Frequency Range ±3dB		Style	
Blank = 1/4-28 M = M8x1	0 = 0-1g 2 = 0-2 g 5 = 0-5 g 10 = 0-10 g 20 = 0-20 g	P = Peak R = RMS	1 = 600-60000 CPM (10-1000 Hz) 2 = 180-150000 CPM (3-2500 Hz) 3 = 180-60000 CPM (3-1000 Hz) 4 = 180-300000 CPM (3-5000 Hz) 5 = 180-600000 CPM (3-10000 Hz)		1E = 2 Pin MIL C-5015 2E = Integral Cable 3E = Armor Jacket	

Integral Options	
/ <input type="checkbox"/>	/ <input type="checkbox"/>
Armor Length* (Integral)	Cable Length* (Integral)
010 = 10 ft/3 m 020 = 20 ft/6 m 030 = 30 ft/9 m 050 = 50 ft/15 m 100 = 100 ft/30 m	010 = 10 ft/3 m 020 = 20 ft/6 m 030 = 30 ft/9 m 050 = 50 ft/15 m 100 = 100 ft/30 m
*Custom Lengths Available Upon Request	

Lifetime Warranty on Materials & Workmanship
www.ctconline.com | sales@ctconline.com | 585-924-5900